

SAHARANPUR DEVELOPMENT AUTHORITY  
NEAR GANNA BHAWAN, HAKIKAT NAGAR, SAHARANPUR  
BALANCE SHEET AS ON 31.3.2019

LIABILITIES	AMOUNT (2017-18)	AMOUNT (2018-19)	ASSETS	AMOUNT (2017-18)	AMOUNT (2018-19)
<b>Capital Fund</b>			<b>FIXED ASSETS</b>		
As per last Balance Sheet	37,748,472.59	29,789,055.24	As Per Schedule A	10,910,311.45	10,386,121.45
Total	37,748,472.59	29,789,055.24	Land for Darakodtala swad	799,200.00	799,200.00
Add:- Income Tax Refund		535,000.00	Land at sadak Dudhili	2,106,144.00	2,106,144.00
Less :Excess of Expenditure over Income	(7,959,417.35)	(11,509,794.34)	New Land	8,562,055.00	8,562,055.00
Total	<b>29,789,055.24</b>	<b>18,814,260.90</b>	<b>CURRENT ASSETS,LOANS &amp; ADVANCE</b>		
Government Grant	100,000.00	100,000.00	<b>CASH &amp; BANK BALANCE</b>		
Prescribed auth. Regulated Area IDSMT Grant (Project exp.)	1,243,581.68	1,243,581.68	Bal. As per Schedule B	152,304,280.13	84,749,926.26
	600,000.00	600,000.00	<b>LOAN &amp; ADVANCE</b>		
<b>SUB TOTAL</b>	<b>1,943,581.68</b>	<b>1,943,581.68</b>	As per schedule D	145,605.00	145,605.00
<b>TRANSPORT NAGAR RECEIPTS</b>			ADV (SLAO) For land	32,657,700.00	32,657,700.00
<b>Registration Money for TP Nagar</b>	167,764,903.41	207,240,484.99	Stamp duty Receivable	90,532,009.45	149,470,675.45
Less: Refund / Transfer	9,217.00	261,010.00	FDR (Schedule C)	370,728,107.00	353,908,932.00
Total	167,755,686.41	206,979,474.99	Telephone Security	16,000.00	16,000.00
Regular Installments	39,484,798.58	16,924,449.43	TDS Receivable	14,809,610.00	17,123,794.00
Final Costing Receipts		-	Appeal MZN (2003-04)	84,540.00	84,540.00
<b>SUB TOTAL</b>	<b>207,240,484.99</b>	<b>223,903,924.42</b>	<b>TP NAGAR LAND COST</b>		
<b>Registration money for</b>			TP Nagar Land	22,632,246.87	22,632,246.87
Shakumbari Avas Yojana	36,000.00	36,000.00	Add:- New Land Purchase	-	-
Less: Refund	-	-	Total		
<b>SUB TOTAL</b>	<b>36,000.00</b>	<b>36,000.00</b>	Less: Sale	-	-
<b>Infrastructure Development A/c</b>	413,990,303.16	494,560,325.34	Remaining Value	22,632,246.87	22,632,246.87
Add during the year	87,510,458.18	139,578,449.68	<b>TP NAGAR DEVELOPMENT COST</b>		
Interest during the Year	27,406,355.00	26,145,948.00	Opeing Balance	32,235,614.95	76,156,663.95
Total	528,907,116.34	660,284,723.02	Transport Nagar Exp.	43,921,049.00	60,071,733.00
Work done during the year	34,346,791.00	151,960,866.00	Total	76,156,663.95	136,228,396.95
Income tax paid		-	Less: Sale	-	-
Total	494,560,325.34	508,323,857.02	Remaining Value	76,156,663.95	136,228,396.95
Transport Nagar Deficit / Surplus					
<b>SUB TOTAL</b>	<b>494,560,325.34</b>	<b>508,323,857.02</b>			
<b>M. Kashi Ram Sahari Garib Avas Yojna</b>					
Opening Balance	395,544.00	395,544.00			
<b>VAMBAY Scheme Reg. Money</b>					
State Govt. Share	105,680.00	105,680.00			
<b>ASHOK VIHAR DEVELOPMENT</b>					
Opening Balance	829,167.00	829,167.00			
Less:- Work done during the year	-	-			
Total	829,167.00	829,167.00			
<b>SELTTER FEES RECEIVED</b>	5,568,343.00	6,873,800.00			
Add:- During the Year	1,305,457.00	5,918,384.00			
Total	6,873,800.00	12,792,184.00			
<b>TOTAL C/F</b>	<b>741,773,638.25</b>	<b>767,144,199.02</b>	<b>TOTAL C/F</b>	<b>782,444,472.85</b>	<b>818,871,336.98</b>



वित्त एवं विकासाधिकारी  
सहारनपुर विकास प्राधिकरण  
सहारनपुर

उपाध्यक्ष  
सहारनपुर विकास प्राधिकरण  
सहारनपुर



LIABILITIES	AMOUNT (2017-18)	AMOUNT (2018-19)	ASSETS	AMOUNT (2017-18)	AMOUNT (2018-19)
<b>TOTAL B/F</b>	<b>741,773,638.25</b>	<b>767,144,199.02</b>	<b>TOTAL B/F</b>	<b>782,444,472.85</b>	<b>818,871,336.98</b>
Adv. in Saram Saman Yojana	1,460,564.55	1,460,564.55			
CPF Payable	131,117.00	159,368.95			
GIS Payable	12,857.00	13,457.00			
GPF Payable	450.00	450.00			
LIC of India	13,000.00	9,500.00			
Accounting Charges Payable	127,007.00	225,061.00			
Salary Payable	2,046,833.00	2,442,104.00			
Post Office R.D.	14,423.00	2,000.00			
Earnest money (contractor)	34,280.00	34,280.00			
Professional Charges Payable	18,831.00	38,604.00			
Audit Fee Payable	18,831.00	38,604.00			
Nagar Palika( Ambar Charges)	105,154.00	545,812.36			
Security Contractors	3,205,143.84	7,554,216.84			
Advance Received	6,840,920.41	8,990,920.41			
Computer Advance	23,250.00	23,250.00			
Land usage Change Fee	141,832.00	141,832.00			
TDS Payable (Salary)	183,600.00	216,000.00			
TDS Payable Contractor & Prof.	16,318.00	13,791.00			
GST Payable Contractor 2%		272,243.00			
Trade Tax Payable	2,888.00	2,888.00			
Labour Tax for contract 2%	2,816,708.80	5,087,793.56			
Labour Tax for contract 1%(Contactor)	535,355.00	1,009,222.00			
GST Payable		276,853.29			
Royalty for Contractor	2,324.00	79,043.00			
Payable to Contractor (Se -E)	2,551,446.00	2,850,446.00			
Daily wages payable	153,671.00	167,612.00			
Provision for Expenses Payable	29,311.00	-			
Security Service	610,435.00	492,954.00			
Stamp duty Deduction	5,298.00	5,298.00			
Avnish Vashishth(Adv. For Trees)	136,985.00	136,985.00			
City Development A/c	14,833,800.00	14,833,800.00			
Nandan Technical	5,730.00	5,730.00			
Reg Fees of EWS Mahipura/ Chilkana	15,270.00	15,270.00			
Land usage Change Fee	4,569,200.00	4,569,200.00			
Self Contribution (FAO)	8,001.00	11,984.00			
<b>TOTAL</b>	<b>782,444,472.85</b>	<b>818,871,336.98</b>	<b>TOTAL</b>	<b>782,444,472.85</b>	<b>818,871,336.98</b>

FOR SAHARANPUR DEVELOPMENT AUTHORITY

FAO

SECRETARY

VICE CHAIRMAN

As per our report of even date  
For GUNJAN GARG & CO.  
CHARTERED ACCOUNTANTS

Place: Saharanpur

Date: 03-09-2019



(GUNJAN GARG)  
FCA  
M No. 075607  
UDIN-19075607AAAA

वित्त एवं निवेशिकाधी  
सहारापुर विकास प्राधिकरण  
सहारापुर

उपाध्यक्ष  
सहारापुर विकास प्राधिकरण  
सहारापुर



SAHARANPUR DEVELOPMENT AUTHORITY  
NEAR GANNA BHAWAN, HAKIKAT NAGAR, SAHARANPUR  
INCOME & EXPENDITURE A/C FOR THE YEAR ENDED 31.3.2019

EXPENDITURE	AMOUNT (2017-18)	AMOUNT (2018-19)	INCOME	AMOUNT (2017-18)	AMOUNT (2018-19)
To Advertisement Exp.	61,405.00	-	By Application & Plan Fee	367,652.00	527,417.00
To Bank Charges	18,037.96	24,220.73	By Betterment Fee	558,617.73	1,021,966.12
To Books	570.00	3,075.00	By Compound Fee	11,179,331.40	13,844,910.07
To Communication	184,799.00	126,698.00	By Development Fee	1,714,400.59	1,491,940.15
To Contri to Awas Bandhu	120,000.00	120,000.00	By Road Surcharge	54,149.00	276,131.00
To Depreciation	1,414,216.00	1,333,453.00	By Stamp Duty	4,781,018.20	5,893,866.60
To Electricity & Generator Exp.	612,450.00	847,048.00	By Impact Fees(Prabhav fees)	749,089.30	618,186.39
To Meeting/ Entertain/ Function	152,811.00	122,474.00	By Land Sub-Division Fee	670,888.27	1,171,349.78
To Medical Exp.	196,965.00	325,817.00	By Park Surcharge	453,734.00	355,849.02
To Misc. Exp.	322,627.00	134,092.00	By Supervision Fee	984,501.28	1,329,921.69
To Photostate Expenses	26,554.00	50,384.00	By Sale of Books/Tender form	223,125.00	95,330.00
To Postage Expenses	43,095.00	22,880.00	By Perior Period Income	2,779,860.13	
To Printing & Stationery	112,347.00	209,678.00	By Ambar Fees	1,053,297.76	-
To Professional Charges	136,831.00	86,325.00	By Misc. Income	556,361.15	217,670.57
To Audit Fee (Local Audit)	18,831.00	19,773.00	By Licence Fee /Reg Draftman	718,500.00	3,000.00
To Previous Expenses	-	82,000.00	By Interest on Flexi 140/PNB	2,344,905.00	1,470,932.00
To Accounting Charges	93,385.00	98,054.00	By Interest (SB & FDR )	2,752,845.80	4,244,651.50
To Legal Exp.	282,192.00	336,454.00	By Other Interest/ File	2,306,377.00	5,362,741.00
To Repair & Maint(computer)	108,166.00	43,224.00	By Community Centre	112,900.00	115,600.00
To Repair & Maint(Equip)	6,500.00	85,688.00	By Interest on ITR Refund		64,200.00
To Repair & Maint(Others)	79,842.00	8,960.00	By Conyance facility	20,000.00	
To On Line Map Software /Website	317,350.00		By Penalty For Contractor		76,000.00
To Travelling Exp.	528,090.00	997,983.00	By Audit Recovery		211,565.00
To Vehicle Running (Fuel & Repair)	1,484,974.00	1,278,195.00	By Transport Nagar		
To Interest paid on TDS / Other	27,520.00		TPN Surchages	40,756.00	
To Community Centre	269,161.00	274,063.00	TPN Tower Rent	105,167.00	134,000.00
To Bonus	90,988.00	118,620.00			
To DA / ADA Allowance	1,018,142.00	2,267,582.00			
To HRA/CA/MA Allowance	1,327,196.00	2,017,964.00			
To Basic Salaries/deput/ Daily	30,850,280.00	35,480,908.00			
To Pensionery & Leave contri.	1,741,170.00	3,362,929.50			
To CPF Contribution	205,704.00	600.00			
To Employee Contribution	92,222.00	97,084.00			
To Donation for Rahat Kaus		1,796.00			
To Service Tax / GST	459,606.00				
To Audit Fee (Local Audit)	82,867.00				
To Testing Fees		59,000.00			
To Excess of Income over Exp.	(7,959,417.35)	(11,509,794.34)			
Total	34,527,476.61	38,527,227.89	Total	34,527,476.61	38,527,227.89

FOR SAHARANPUR DEVELOPMENT AUTHORITY

FAO

SECRETARY

VICE CHAIRMAN

As per our report of even date  
For GUNJAN GARG & CO.  
CHARTERED ACCOUNTANTS

Place: Saharanpur  
Date: 03-09-2019



वित्त एवं प्रशासिकाधी  
सहारापुर विकास प्राधिकरण  
सहारापुर

सहारापुर विकास प्राधिकरण  
सहारापुर

(GUNJAN GARG)  
F.C.A.  
M.No. 075607  
UDIN-19075607AAAA



**SAHARANPUR DEVELOPMENT AUTHORITY**  
**NEAR GANNA BHAWAN, HAKIKAT NAGAR, SAHARANPUR**  
**STATEMENT OF FIXED ASSETS AS ON 31.3.2019**

Particulars	Opening Balance as on 1.4.2018	Addition After 30-9-18	Addition before 30-9-18	Deduction	Total	Rate	Depreciation	Closing Balance as on 31.3.2019
Building	4,616,955.83				4,616,955.83	10%	461,696.00	4,155,259.83
Computer Room	2,857.70				2,857.70	10%	286.00	2,571.70
Tools	17.88				17.88	10%	2.00	15.88
Furniture	974,968.82	60,003.00	37,760.00		1,072,731.82	10%	105,385.00	967,346.82
<b>TOTAL</b>	<b>977,844.40</b>	<b>60,003.00</b>	<b>37,760.00</b>	<b>-</b>	<b>1,075,607.40</b>		<b>105,673.00</b>	<b>969,934.40</b>
Fax Machine	6,173.22				6,173.22	15%	926.00	5,247.22
Generator	77,765.95				77,765.95	15%	11,665.00	66,100.95
Invertor	71,596.90				71,596.90	15%	10,740.00	60,856.90
Insturments	33,360.32				33,360.32	15%	5,004.00	28,356.32
JCB Machine	290,764.56				290,764.56	15%	43,615.00	247,149.56
Office Equip. & Electric	1,377,838.21	358,444.00	68,400.00		1,804,682.21	15%	265,572.00	1,539,110.21
Photostate Machine	206,904.70				206,904.70	15%	31,036.00	175,868.70
Vehicle	985,044.54				985,044.54	15%	147,757.00	837,287.54
Web Site	684,800.00				684,800.00	15%	102,720.00	582,080.00
Sooler System	518,925.00		265,156.00		784,081.00	15%	97,725.00	686,356.00
<b>TOTAL</b>	<b>4,253,173.40</b>	<b>358,444.00</b>	<b>333,556.00</b>	<b>-</b>	<b>4,945,173.40</b>		<b>716,760.00</b>	<b>4,228,413.40</b>
Computer	103,808.82				103,808.82	40%	49,324.00	73,984.82
Land	958,529.00				958,529.00		-	958,529.00
<b>Total</b>	<b>10,910,311.45</b>	<b>437,947.00</b>	<b>371,316.00</b>	<b>-</b>	<b>11,719,574.45</b>		<b>1,333,453.00</b>	<b>10,386,121.45</b>
<b>2017-2018</b>	<b>11,536,054.45</b>	<b>430,093.00</b>	<b>358,380.00</b>	<b>-</b>	<b>12,324,527.45</b>		<b>1,414,216.00</b>	<b>10,910,311.45</b>

FOR SAHARANPUR DEVELOPMENT AUTHORITY

SECRETARY

बिना एच.डी. के बिना  
 साहारनपुर विकास प्राधिकरण  
 साहारनपुर

बिना एच.डी. के बिना  
 VICE CHAIRMAN  
 साहारनपुर







**SAHARANPUR DEVELOPMENT AUTHORITY**  
**NEAR GANNA BHAWAN, HAKIKAT NAGAR , SAHARANPUR**

**BANK ACCOUNT AS ON 31.3.2019**

Sr.	PARTICULARS	31-03-2018	31-03-2019
<b>PUNJAB NATIONAL BANK S/B A/c</b>			
1	PNB 108007638	4,495,664.97	4,748,448.47
2	PNB 42972		
<b>UNION BANK OF INDIA</b>			
3	UBI NO. 499102010037023	10,605,544.21	9,073,127.53
4	UBI NO. 499102010037048	73,977.48	78,100.48
5	UBI Flexi Account 49910205000101	19,500,000.00	7,500,000.00
6	UBI A/c 49910205000101	1,311,206.09	1,289,470.09
7	UBI Flexi Account 499102050000140	29,000,000.00	1,000,000.00
8	UBI A/C 499102050000140	1,408,330.18	1,999,657.61
9	UBI A/c no.499102010081268	945,485.30	946,852.50
10	UBI A/c No. 499102010080435	88,845.00	93,652.00
<b>INDIAN OVERSEAS BANK</b>			
11	Indian Overseas Bank a/c no. 23230	3,387.00	3,694.50
12	Indian Overseas Bank a/c no. 298101000001476	5,073,643.00	5,279,630.00
<b>STATE BANK OF PATIALA</b>			
13	SBI A/c 01100012490/55054618108	37,338.41	38,662.41
<b>ALLAHABAD BANK</b>			
14	Allahabad Bank No -50007662397	62,307.00	62,307.00
15	Allahabad Bank No.-50194539082	7,380,050.28	8,003,519.28
16	AXIS BANK A/c 420010100025160	18,758,807.29	4,296,958.29
17	PLA Account No. 8443068	4,082.00	4,082.00
18	PNB -3982000100562071	108,323.89	102,841.09
19	PNB -3982004400070805 FLEXI A/C	690,492.30	160,492.30
20	Allahabad Bank - 50113977736	218,694.00	226,449.00
21	Allahabad Bank - 50334795392	7,890,051.00	14,415,311.00
22	Andhra Bank A/c no. 169710100025042	28,782.50	29,814.50
23	Andhra Bank A/c no. 169710100015902	3,634,324.00	3,840,324.00
24	HDFC Bank A/c no. 0326145000114	6,800,650.50	1,293,681.50
25	ICICI BANK-019101003530	765,503.00	792,725.00
26	SBI -32208941093	923,933.00	605,953.00
27	SBI -37518847821	1,137,196.00	1,228,594.00
28	United Bank of India-0958010130226	19,151.75	11,090.25
29	United Bank of India-0958010130226(Flexi )	1,720,000.00	298,000.00
30	IDBI A/C -0236104000142359	8,827,451.00	7,266,131.00
31	Allahabad Bank-504724499842	-	11,033.00
32	HDFC Bank A/c no. 5010021141154	20,790,851.98	10,046,309.46
33	HDFC -50100173572616		3,005.00
34	INDIAN BANK-6673761320		
	Cash In Hand	207.00	10.00
	<b>TOTAL</b>	<b>152,304,280.13</b>	<b>84,749,926.26</b>



  
**बिल एवं लेखाधिकारी**  
**सहारनपुर विकास प्राधिकरण**  
**सहारनपुर**

  
**उपाध्यक्ष**  
**सहारनपुर विकास प्राधिकरण**  
**सहारनपुर**



**SAHARANPUR DEVELOPMENT AUTHORITY**  
**NEAR GANNA BHAWAN, HAKIKAT NAGAR , SAHARANPUR**  
**STATEMENT OF INVESTMENT WITH BANK AS ON 31.3.2019 AS PER SCHEDULE C**

PARTICULARS	AMOUNT	
	31-03-2018	31-03-2019
<b>FDR ACCOUNTS</b>		
<b>STATE BANK OF PATIALA</b>		
SBOP NO. 65209453666	11,485,506.00	-
SBOP NO. 65209453724	11,485,506.00	-
SBOP NO. 65209454660	11,485,506.00	-
SBOP NO. 65209454682	5,251,565.00	
SBOP NO. 65210283565	8,708,854.00	
SBOP NO. 65210283611	8,663,971.00	
INDIAN FDR -6674038514		13,091,382.00
INDIAN FDR -6674492060		42,875,677.00
INDIAN FDR -6676081455		18,421,403.00
INDIAN FDR -6676081499		2,923,352.00
<b>UNION BANK OF INDIA</b>		
UBI A/C NO. 303-115719	3,297,411.00	3,411,108.00
UBI A/C NO.	3,297,411.00	3,887,113.00
<b>ALLAHABAD BANK</b>		
ALLAHABAD BANK NO. 50194767519	15,043,428.00	7,565,575.00
ALLAHABAD BANK NO. 50302075835	10,172,970.00	
ALLAHABAD BANK NO. 50302150837	10,170,707.00	
ALLAHABAD BANK NO. 50325024409	1,254,741.00	1,326,742.00
ALLAHABAD BANK NO. 50329078756	5,652,346.00	
ALLAHABAD BANK NO. 81528003816	13,898,832.00	14,480,157.00
ALLAHABAD BANK NO. 50274694221	23,092.00	36,493.00
ALLAHABAD BANK NO. 20581699424	216,426.00	228,437.00
ALLAHABAD BANK NO. 50378154142	9,632,009.00	10,850,248.00
ALLAHABAD BANK NO. 50378187837	9,630,344.00	10,846,924.00
ALLAHABAD BANK NO. 50378395825	2,139,705.00	2,409,685.00
ALLAHABAD BANK NO. 50382742296	9,585,387.00	
ALLAHABAD BANK NO. 50382793579	9,589,023.00	
ALLAHABAD BANK NO. 50382861337	9,583,722.00	
ALLAHABAD BANK NO. 50382968188	5,522,587.00	
ALLAHABAD BANK NO. 50344444885	577,002.00	631,193.00
ALLAHABAD BANK NO. 50357241563	902,515.00	541,505.00
ALLAHABAD BANK NO. 50358047348	9,820,998.00	
ALLAHABAD BANK NO. 50375495914	9,730,470.00	
ALLAHABAD BANK NO. 50375552180	7,194,252.00	7,677,689.00
ALLAHABAD BANK NO. 50377558475	9,628,832.00	
ALLAHABAD BANK NO. 50377773015	9,587,640.00	10,222,790.00
ALLAHABAD BANK NO. 50378042030	8,851,117.00	9,436,543.00
ALLAHABAD BANK NO. 50380273663	9,608,697.00	
ALLAHABAD BANK NO. 50380436165	9,607,033.00	
ALLAHABAD BANK NO. 50380569707	9,605,368.00	
ALLAHABAD BANK NO. 50380858520	8,414,642.00	
ALLAHABAD BANK NO. 50436151373	9,922,181.00	
ALLAHABAD BANK NO. 56000873355	84,051.00	93,019.00
ALLAHABAD BANK NO. 56004803872	203,879.00	
ALLAHABAD BANK NO. 50383012869	5,334,464.00	5,631,569.00
ALLAHABAD BANK NO. 50389161995	9,492,551.00	10,566,766.00



वित्त एवं विखायिकाधी

उपायुक्त



ALLAHABAD BANK NO. 50389180511	4,877,161.00	5,427,546.00
ALLAHABAD BANK NO. 50436123050	1,494,572.00	
ALLAHABAD BANK NO. 50443871960		5,860,455.00
ALLAHABAD BANK NO. 50443873468		10,171,794.00
ALLAHABAD BANK NO. 50443873469		10,178,817.00
ALLAHABAD BANK NO. 50443873470		10,177,263.00
ALLAHABAD BANK NO. 50463981801		9,263,958.00
ALLAHABAD BANK NO. 50464053269		9,265,479.00
ALLAHABAD BANK NO. 50464154042		2,447,278.00
ALLAHABAD BANK NO. 50441177032		9,175,411.00
ALLAHABAD BANK NO. 50441377881		8,464,908.00
ALLAHABAD BANK NO. 50441457225		8,463,521.00
ALLAHABAD BANK NO. 50442054235		8,928,478.00
ALLAHABAD BANK NO. 50442056913		10,191,699.00
ALLAHABAD BANK NO. 50442059391		10,201,048.00
ALLAHABAD BANK NO. 50442063931		10,198,635.00
ALLAHABAD BANK NO. 50478313575		9,072,183.00
ALLAHABAD BANK NO. 50478329631		1,171,481.00
ALLAHABAD BANK NO. 50479874552		10,173,815.00
UCO BANK NO. 25010310006764	3,906,838.00	
UCO BANK NO. 25010310006788	5,659,008.00	5,998,589.00
UCO BANK NO. 25010310006801	579,475.00	614,230.00
UCO BANK NO. 25010310006818	6,753,129.00	7,158,186.00
UCO BANK NO. 25010310006825	6,766,853.00	7,174,746.00
UCO BANK NO. 25010310008355	9,307,138.00	
UCO BANK NO. 25010310008362	2,964,115.00	
UCO BANK NO. 25010310008416	1,438,909.00	
UCO BANK NO. 25010310008426	1,301,809.00	
<b>ANDRHA BANK</b>		
ANDRHA BANK 16972010017715	6,726,923.00	6,974,042.00
ANDRHA BANK 169720100054691	24,595,436.00	
<b>TOTAL</b>	<b>370,728,107.00</b>	<b>353,908,932.00</b>



वित्त एवं शिक्षाधिकारी  
सहारापुर विकास प्राधिकरण  
सहारापुर


उपाध्यक्ष  
सहारापुर विकास प्राधिकरण  
सहारापुर




**SAHARANPUR DEVELOPMENT AUTHORITY**  
**NEAR GANNA BHAWAN, HAKIKAT NAGAR , SAHARANPUR**  
**STATEMENT OF LOAN & ADVANCE AS ON 31.3.2019 AS PER SCHEDULE D**

PARTICULARS	AMOUNT	AMOUNT
	31-03-2018	31-03-2019
Advance to IIT Roorkee	18,756.00	18,756.00
Central Inst. Of Plastic Engg.	6,372.00	6,372.00
Competant Authority Urban Cell	10,000.00	10,000.00
Briham Pal Driver	6,008.00	6,008.00
Sh. J.K. Bhatia Advocate (ADV)	17,000.00	17,000.00
Smt Geeta Chatterji Advocate(Adv)	2,000.00	2,000.00
Advance to Tanishk Lights	23,276.00	23,276.00
P.K. Singh Advocate	35,000.00	35,000.00
Dharmandra kumar Sharma (PI)	15,000.00	15,000.00
Pradeep Sharma Advocate Advance	1,000.00	1,000.00
M/s Sarvan Kumar Cont.	2,755.00	2,755.00
Sanjay Kumar Sharma Payable	3,938.00	3,938.00
Lal Bahadur Mate (HBA)	(1,500.00)	(1,500.00)
Exen Yantrik Shabha Jal Nigam	6,000.00	6,000.00
<b>Total</b>	<b>145,605.00</b>	<b>145,605.00</b>



  
 वित्त एवं वित्त-आधिकारी  
 सहारनपुर विकास प्राधिकरण  
 सहारनपुर

  
 सहायक  
 सहारनपुर विकास प्राधिकरण  
 सहारनपुर



**SAHARANPUR DEVELOPMENT AUTHORITY**  
**NEAR GANNA BHAWAN, HAKIKAT NAGAR , SAHARANPUR**  
**STATEMENT OF CURRENT LIABILITIES AS ON 31.3.2019**

**CURRENT LIABILITIES**

**SCHEDULE E**

PARTICULARS	AMOUNT	
	31-03-2018	31-03-2019
<b>CONTRACTOR</b>		
M/s Anil Choudhary	16,900.00	16,900.00
M/s Antriksh Kumar	5,000.00	5,000.00
M/s Ashok Electrical	14,008.00	14,008.00
M/s Capital Elec.	190,133.00	190,133.00
M/s Cyclone const.	10,000.00	10,000.00
M/s Diomand Enterprises	6,372.00	6,372.00
M/s Dharamveer Singh	17,534.00	17,534.00
M/s Faqira Const.	1,050.00	1,050.00
M/s Gayatri Const.	10,500.00	10,500.00
M/s Gayatri Const.	2,456.00	2,456.00
M/s Jasveer Singh Cont.	2,756.00	2,756.00
M/s Jitendra Rana	3,000.00	3,000.00
M/s Kulveer singh	3,000.00	3,000.00
M/s Kamal Garg	5,000.00	5,000.00
M/s Mahaluxmi Nursery	3,000.00	3,000.00
M/s N.K. Cont.	29,494.00	29,494.00
M/s Ravindra Sharma	6,085.00	6,085.00
M/s R.C.C. Developer (P) Ltd	481,668.00	481,668.00
M/s R.R. Civil Const.	427.00	427.00
M/s Sangam Traders	444,882.00	444,882.00
M/s NCR Builder Pvt Ltd	100.00	100.00
M/s Neeraj Gupta	16,298.00	16,298.00
M/s Pragya Enterprises	4,982.00	4,982.00
M/s Rajeev Kumar	52,764.00	52,764.00
M/s Sehdev Singh	39,243.00	39,243.00
M/s Siddhartha Goyal	7,420.00	7,420.00
M/s Yashika enterprises	(682.00)	(682.00)
M/s Shree Cont	10,842.00	10,842.00
M/s Sandeep Kumar	35,793.00	35,793.00
M/s Phool Singh	32,360.00	32,360.00
M/s V.K. Const.	14,841.00	14,841.00
Adv to UPRNN Meerut	(60,821.00)	(60,821.00)
M/s Shivalik Infra	600,000.00	600,000.00
M/s Inshad Ahmad	5,000.00	5,000.00
M/s Land Mark Engg. & Builders	52,619.00	52,619.00
M/s Shiv Assocaties	457,022.00	707,022.00
M/s Ravindra Kumar	10,000.00	10,000.00
M/s Kapil Conturction	20,000.00	
M/s Modern Reflective India	400.00	400.00
M/s Rathi Contraction		25,000.00
M/s Ashish Contr		44,000.00
<b>Total</b>	<b>2,551,446.00</b>	<b>2,850,446.00</b>



वित्त एवं लेखाधिकारी  
 सहारनपुर विकास प्राधिकरण

उपाध्यक्ष  
 सहारनपुर विकास प्राधिकरण  
 सहारनपुर



**SAHARANPUR DEVELOPMENT AUTHORITY**  
**NEAR GANNA BHAWAN, HAKIKAT NAGAR , SAHARANPUR**  
**STATEMENT OF CURRENT LIABILITIES AS ON 31.3.2019**

**SCHEDULE E**

**CURRENT LIABILITIES**

PARTICULARS	AMOUNT	
	31-03-2018	31-03-2019
<b>SECURITY CONTRACTOR</b>		
Alok Sharma Security (Others)	6,443.00	6,443.00
Arun Kumar Security (Infra & TPN)	1,385.00	1,385.00
Ashok Electricals (Infra & TPN)]	1,946.00	1,946.00
Antrkish kumar sec (Infra & TPN)	28,538.00	28,538.00
Capital Security (Others & TPN)	9,867.00	9,867.00
Diomond Enter. Sec (Infra & TPN)	45,170.00	45,170.00
Ekta Enterprises	66,736.00	66,736.00
Kamal Garg	3,660.00	3,660.00
Laksha Enterprises (Infra & TPN)	500.00	500.00
Luxmi Traders	1,675.00	1,675.00
Manoj Kumar	1,065.00	1,065.00
Mittal Machinery Security	10,000.00	10,000.00
NCR BUILDERS SECURITY (KRY)	39,827.00	39,827.00
Neeraj Gupta Sec (Infra & TPN)	14,323.00	14,323.00
N K Contract	24,221.00	24,221.00
Pankaj Gupta Sec (TPN)	3,000.00	3,000.00
P.K. Traders Sec (Infra & TPN)	20,781.00	20,781.00
Priti Engg. Sec (Infra & TPN)	146,279.00	146,279.00
Rajeev Kumar	1,445.00	1,445.00
Raj Shyam Const. Sec Infra & TPN	82,867.00	82,867.00
Rakesh Rana Sec (Other & TPN)	30,393.00	30,393.00
R.C.C. Developer	304,014.00	304,014.00
R.R. Civil Sec. (Infra & TPN)	2,500.00	2,500.00
Ravindra Kumar	14,923.00	14,923.00
Sarvan Kumar Sec. (TPN)	1,154.00	1,154.00
SC Builders	1,119.00	1,119.00
Security Contractor (Infra)	127,150.84	127,150.84
Security Contractor (TPN)	19,840.00	19,840.00
Shree Contruaction	10,741.00	10,741.00
Siddhartha Goel Security (Infra & TPN)	5,729.00	5,729.00
S.S. Infotech Ltd	1,159,703.00	1,159,703.00
Sangam Traders	9,056.00	9,056.00
Transton	285,250.00	285,250.00
Vidhyut Ku. Jain Sec (Infra & TPN)	31,361.00	31,361.00
Vijay Kumar Security (Infra & TPN)	6,077.00	6,077.00
Yashika Enter. Sec Infra & TPN	122,983.00	222,505.00
Vidhyut Ku. Jain Sec (Infra & TPN)	39,771.00	39,771.00
Phool Singh	7,820.00	7,820.00
Gulshan Kumar	13,300.00	13,300.00
Land Mark Security	67,014.00	67,014.00
Janwani Infra	247,821.00	247,821.00



वित्त एवं निदेशिकापी  
 सहारनपुर विकास प्राधिकरण  
 सहारनपुर


उपाध्यक्ष  
 सहारनपुर विकास प्राधिकरण  
 सहारनपुर



Beer Pal	931.00	931.00
Commudity Security (KRCC)	25,000.00	23,300.00
Mahi Construction	8,641.00	140,000.00
Nitin Mittal	5,302.00	5,302.00
Rathi Security	3,814.00	3,814.00
Shiv Assoicaties	7,500.00	7,500.00
M K Traders	7,208.00	7,208.00
Rajni Builders Security	3,700.00	3,700.00
All My TE Infra Secuirty	120,650.00	312,413.00
Modern Security	4,950.00	-
Ani Paltation & Nursary Secuirty		146,000.00
Ashish Singhal		14,000.00
BMS Security		396,000.00
Gayatri Construction		428,000.00
Malik Contractor		357,077.00
Jasbeer Singh		667,000.00
Pal & Co.		14,000.00
Mehnaz praveen		114,209.00
Mittal Enterprises		130,000.00
Prashant Builders		88,996.00
Rana Secuirty		127,000.00
Ravindra Kumar Thekdar		579,150.00
Shikha Enterprises		511,000.00
Yamin Contractor		357,077.00
Yogender Secuirty		3,570.00
<b>TOTAL</b>	<b>3,205,143.84</b>	<b>7,554,216.84</b>

FOR SAHARANPUR DEVELOPMENT AUTHORITY

  
 वित्त एवं लेखाधिकारी  
 सहारनपुर विकास प्राधिकरण  
 सहारनपुर

  
 उपाध्यक्ष  
 सहारनपुर विकास प्राधिकरण  
 सहारनपुर





**SAHARANPUR DEVELOPMENT AUTHORITY**  
NEAR GANNA BHAWAN, HAKIKAT NAGAR , SAHARANPUR

**01- UNION BANK OF INDIA A/C NO. 499102050000101(2018-2019)**

PARTICULARS	AMOUNT(Rs.)	AMOUNT(Rs.)
Balance as per Ledger as on 31.03.2019		1,289,470.09
Add:- Cheque issued but not present to the bank		
DATE	CHEQUE NO.	AMOUNT(RS)
2015-2016		55,118.00
BANK -01-12-2012	Ch no. 208164	121,850.00
		176,968.00
Balance as per Bank book as on 31.03.2019		1,466,438.09

**02- ALLAHABAD BANK-50113977736**

PARTICULARS	AMOUNT(Rs.)	AMOUNT(Rs.)
Balance as per Ledger as on 31.03.2019		226,449.00
Balance as per Bank book as on 31.03.2019		226,449.00

**03- UNITED BANK OF INDIA-0958010130226**

PARTICULARS	AMOUNT(Rs.)	AMOUNT(Rs.)
Balance as per Ledger as on 31.03.2019		11,090.25
Balance as per Bank book as on 31.03.2019		11,090.25

**04- HDFC-03261450000114**

PARTICULARS	AMOUNT(Rs.)	AMOUNT(Rs.)
Balance as per Ledger as on 31.03.2019		1,293,681.50
Balance as per Bank book as on 31.03.2019		1,293,681.50

**05- UNION BANK OF INDIA-499102010081268**

PARTICULARS	AMOUNT(Rs.)	AMOUNT(Rs.)
Balance as per Ledger as on 31.03.2019		946,852.50
Add:- Cheque issued but not present to the bank		
DATE	CHEQUE NO.	AMOUNT(RS)
2017-2018	-	500.00
12.07.2017	CH NO. 4920	242.00
		742.00
Balance as per Bank book as on 31.03.2019		947,594.50

**06- UNION BANK OF INDIA-499102010037048**

PARTICULARS	AMOUNT(Rs.)	AMOUNT(Rs.)
Balance as per Ledger as on 31.03.2019		78,100.48
Balance as per Bank book as on 31.03.2019		78,100.48



वित्त एवं अकाउंट्स  
साहारनपुर विकास प्राधिकरण

उपाध्यक्ष  
साहारनपुर विकास प्राधिकरण  
साहारनपुर



## 07- UNION BANK OF INDIA-499102010080435(2018-2019)

PARTICULARS	AMOUNT(Rs.)	AMOUNT(Rs.)
Balance as per Ledger as on 31.03.2019		93,652.00
Add:- Cheque issued but not present to the bank		
<u>DATE</u>	<u>CHEQUE NO.</u>	<u>AMOUNT(RS)</u>
19.09.2000	Ch no.133015	1,540.00
20.09.2008	Ch no.133016	3,040.00
25.03.2017	Ch no.158704	91,789.00
Balance as per Bank book as on 31.03.2019		190,021.00

## 08- INDIAN OVERSEAS BANK -1476

PARTICULARS	AMOUNT(Rs.)	AMOUNT(Rs.)
Balance as per Ledger as on 31.03.2019		5,279,630.00
Balance as per Bank book as on 31.03.2019		5,279,630.00

## 09- ICICI BANK-019101003530

PARTICULARS	AMOUNT(Rs.)	AMOUNT(Rs.)
Balance as per Ledger as on 31.03.2019		792,725.00
Balance as per Bank book as on 31.03.2019		792,725.00

## 10- AXIS BANK-420010100025160

PARTICULARS	AMOUNT(Rs.)	AMOUNT(Rs.)
Balance as per Ledger as on 31.03.2019		4,296,958.29
Add:- Cheque issued but not present to the bank		
<u>DATE</u>	<u>CHEQUE NO.</u>	<u>AMOUNT(RS)</u>
Bank deposit 05.4.17	Micro out set	408,000.00
Balance as per Bank book as on 31.03.2019		4,704,958.29

## 11- ALLAHABAD BANK-50334795392

PARTICULARS	AMOUNT(Rs.)	AMOUNT(Rs.)
Balance as per Ledger as on 31.03.2019		14,415,311.00
Balance as per Bank book as on 31.03.2019		14,415,311.00

## 12- STATE BANK OF INDIA-37518847821

PARTICULARS	AMOUNT(Rs.)	AMOUNT(Rs.)
Balance as per Ledger as on 31.03.2019		1,228,594.00
Balance as per Bank book as on 31.03.2019		1,228,594.00



विश्व एवम् विकासकारी  
सहारापुर विकास प्राधिकरण  
सहारापुर

सहारापुर विकास प्राधिकरण  
सहारापुर



13- PUNJAB NATIONAL BANK-3982000100562071(2018-2019)

PARTICULARS	AMOUNT(Rs.)	AMOUNT(Rs.)
Balance as per Ledger as on 31.03.2019		102,841.09
Balance as per Bank book as on 31.03.2019		102,841.09

14- ANDHRA BANK-169710100025042

PARTICULARS	AMOUNT(Rs.)	AMOUNT(Rs.)
Balance as per Ledger as on 31.03.2019		29,814.50
Balance as per Bank book as on 31.03.2019		29,814.50

15- STATE BANK OF INDIA-55054618108

PARTICULARS	AMOUNT(Rs.)	AMOUNT(Rs.)
Balance as per Ledger as on 31.03.2019		38,662.41
Balance as per Bank book as on 31.03.2019		38,662.41

16- HDFC-50100211941154

PARTICULARS	AMOUNT(Rs.)	AMOUNT(Rs.)
Balance as per Ledger as on 31.03.2019		10,046,309.46
Balance as per Bank book as on 31.03.2019		10,046,309.46

17- IDBI-0236104000142359

PARTICULARS	AMOUNT(Rs.)	AMOUNT(Rs.)
Balance as per Ledger as on 31.03.2019		7,266,131.00
Add:- Cheque issued but not present to the bank		
DATE	CHEQUE NO.	AMOUNT(RS)
18.03.2019	CH NO. 181790	8,503,000.00
	(Pariyojna Adhikari Jal Nigam SRE)	8,503,000.00
total		15,769,131.00
Less :- Cheque Received but not present to the bank		
DATE	CHEQUE NO.	AMOUNT(RS)
30.03.2019	CH NO. 625139	94,932.00
30.03.2019	CH NO. 862407	1,500,000.00
30.03.2019	CH NO. 800881	100,000.00
30.03.2019	CH NO. 739511	230,334.00
Balance as per Bank book as on 31.03.2019		13,843,865.00



बिना एवं विधाधिकारी  
सहारनपुर विकास प्राधिकरण  
सहारनपुर

उपाध्यक्ष  
सहारनपुर विकास प्राधिकरण  
सहारनपुर



## 18- UNION BANK OF INDIA A/C NO. 499102050000140(2018-2019)

PARTICULARS	AMOUNT(Rs.)	AMOUNT(Rs.)
Balance as per Ledger as on 31.03.2019		1,999,657.61
Add:- Cheque issued but not present to the bank		
DATE	CHEQUE NO.	AMOUNT(RS)
31.03.2009	Ch no. 133335	14,993.00
31.03.2009	Ch no. 133203	16,473.00
30.04.2009	Ch no. 841532	15,114.00
30.04.2009	Ch no. 841600	16,701.00
30.06.2009	Ch no. 001411	16,710.00
30.06.2009	Ch no. 972510	16,726.00
30.06.2009	Ch no. 972535	16,726.00
30.08.2010	Ch no. 002090	11,480.00
30.08.2010	Ch no. 002092	71,641.00
30.08.2010	Ch no. 002093	185,316.00
30.08.2010	Ch no. 002094	86,505.00
23.01.2012	Ch no. 269044	15,073.00
12.10.2012 Bank	Ch no. 531834	251,522.00
26.08.2013	Ch no. 052104	7,933.00
30.09.2013	Ch no.	13,047.00
total		755,960.00
		2,755,617.61

Less :- Cheque Received but not present to the bank

DATE	CHEQUE NO.	AMOUNT(RS)
23.02.2019	Ledger	70,000.00
28.03.2019	Ch no. 445723	37,000.00
28.03.2019	Ch no. 059296	14,200.00
28.03.2019	Ch no. 000034	14,216.00
28.03.2019	Ch no. 246641	100,000.00
28.03.2019	Ch no. 000063	50,000.00
29.03.2019	Ch no. 445725	10,000.00
29.03.2019	Ch no. 000025	2,190.00
29.03.2019	Ch no. 887763	2,190.00
29.03.2019	Ch no. 143221	200,000.00
29.03.2019	Ch no. 601651	23,800.00
30.03.2019	Ch no. 006826	17,100.00
30.03.2019	Ch no. 032397	20,000.00
30.03.2019	Ch no. 000049	20,000.00
30.03.2019	Ch no. 045952	200,000.00
30.03.2019	Ch no. 000063	48,576.00
30.03.2019	Ch no. 839035	60,000.00
30.03.2019	Ch no. 649367	26,000.00

915,272.00

Balance as per Bank book as on 31.03.2019

1,840,345.61



वित्त एवं विकासाधिकारी  
सहारापुर विकास प्राधिकरण  
सहारापुर

उपाध्यक्ष  
सहारापुर एक प्रशासिकरण  
सहारापुर



## 19- ALLAHABAD BANK -50194539082(2018-2019)

PARTICULARS	AMOUNT(Rs.)	AMOUNT(Rs.)
Balance as per Ledger as on 31.03.2019		8,003,519.28
Add:- Cheque issued but not present to the bank		
<u>DATE</u>	<u>CHEQUE NO.</u>	<u>AMOUNT(RS)</u>
29.03.2019	CH NO. 5203	307,002.00
		307,002.00
total		8,310,521.28
Less :- Cheque Received but not present to the bank		
Balance as per Bank book as on 31.03.2019		8,310,521.28

## 20- PUNJAB NATIONAL BANK -10807638

PARTICULARS	AMOUNT(Rs.)	AMOUNT(Rs.)
Balance as per Ledger as on 31.03.2019		4,748,448.47
Balance as per Bank book as on 31.03.2019		4,748,448.47

## 21- HDFC-50100173572616

PARTICULARS	AMOUNT(Rs.)	AMOUNT(Rs.)
Balance as per Ledger as on 31.03.2019		3,005.00
Balance as per Bank book as on 31.03.2019		3,005.00

## 22- UNION BANK OF INDIA A/C NO. 499102010037023

PARTICULARS	AMOUNT(Rs.)	AMOUNT(Rs.)
Balance as per Ledger as on 31.03.2019		9,073,127.53
<u>DATE</u>	<u>CHEQUE NO.</u>	<u>AMOUNT(RS)</u>
31.03.2010	Ch no. 171810	37,683.00
15.03.2013	Ch no. 124136	10,531.00
15.03.2013	Ch no. 067295	10,000.00
15.08.2013	Ch no. 067295	2,000.00
07.09.2015	Ch no. 089547	2,146.00
26.10.2016	Ch no. 107276	2,000.00
20.11.2017	Ch no. Bank	9,000.00
02.02.2018	Salary Diff	596.00
09.09.2018	Ch no. 012659	900.00
21.03.2018	Ch no. 018312	700.00
15.12.2018	Ch no. 39963	8,669.00
30.03.2019	Ch no. 050722	1,000,000.00
total		10,157,352.53



बिना एवं विधाधिकारी  
सहारापुर विकास प्राधिकरण  
सहारापुर

उपाध्यक्ष  
सहारापुर विकास प्राधिकरण  
सहारापुर



Less :- Cheque Received but not present to the bank

DATE	CHEQUE NO.	AMOUNT(RS)	
31.03.2017	Ch no.	7,541.00	
13.03.2019	Ch RTGS	250,000.00	
	Ch no. 898868 &		
28.03.2019	499815	224,938.00	
28.03.2019	Ch no. 173051	25,000.00	
29.03.2019	Ch no. 199677	122,441.00	
29.03.2019	Ch no. 000030	100,000.00	
29.03.2019	Ch no. 000031	40,000.00	
31.03.2019	Ch no. 000005	50,500.00	
31.03.2019	Ch no. 656528 & 31	50,000.00	
31.03.2019	Ch no. 167075	150,000.00	
31.03.2019	Ch no. 640710	124,211.00	
31.03.2019	Ch no. 987387	200,000.00	
31.03.2019	Ch no. 102835	1,000,000.00	
31.03.2019	Ch no. 640711	100,000.00	
31.03.2019	Ch no. 681386	50,000.00	
31.03.2019	Ch no. 234054	50,000.00	
	Ch no. 409780 &		
31.03.2019	181667	300,000.00	
31.03.2019	Ch no. 109172	600,000.00	
31.03.2019	Ch no. 063837	200,000.00	
31.03.2019	Ch no. 062864	15,000.00	
31.03.2019	Ch no. 771827	147,190.00	
31.03.2019	Ch no. 00095 & 00094	500,000.00	4,306,821.00
<b>Balance as per Bank book as on 31.03.2019</b>			<b>5,850,531.53</b>

23- INDIAN OVERSEAS BANK -23230(2018-2019)

PARTICULARS	AMOUNT(Rs.)	AMOUNT(Rs.)
Balance as per Ledger as on 31.03.2019		3,694.50
Balance as per Bank book as on 31.03.2019		3,694.50

24- SBI -32208941093

PARTICULARS	AMOUNT(Rs.)	AMOUNT(Rs.)
Balance as per Ledger as on 31.03.2019		605,953.00
Balance as per Bank book as on 31.03.2019		605,953.00

25- ALLAHABAD BANK-50472449842

PARTICULARS	AMOUNT(Rs.)	AMOUNT(Rs.)
Balance as per Ledger as on 31.03.2019		11,033.00
Balance as per Bank book as on 31.03.2019		11,033.00

HDFC BANK -5010021141154

PARTICULARS	AMOUNT(Rs.)	AMOUNT(Rs.)
Balance as per Ledger as on 31.03.2019		10,046,309.46
Balance as per Bank book as on 31.03.2019		10,046,309.46



Handwritten signature and stamp of the Chartered Accountant.

उपाध्यक्ष  
बिहार न्यायिक सेवा आयोग  
महाभारत



**SAHARANPUR DEVELOPMENT AUTHORITY  
NEAR GANNA BHAWAN HAQIQAT NAGAR  
SAHARANPUR**

**FOR THE FINANCIAL YEAR 2018-2019**

**BETTERMENT CHARGES**


Month	Amount Received	Amount Return	Total	Trf %	TRf to Infra	Total
Apr-18	314,085.00	37,380.00	276,705.00	90%	249,034.50	27,670.50
May-18	580,391.00		580,391.00	90%	522,351.90	58,039.10
Jun-18	596,620.00		596,620.00	90%	536,958.00	59,662.00
Jul-18	710,184.80		710,184.80	90%	639,166.32	71,018.48
Aug-18	971,846.00		971,846.00	90%	874,661.40	97,184.60
Sep-18	418,002.00		418,002.00	90%	376,201.80	41,800.20
Oct-18	2,076,882.00		2,076,882.00	90%	1,869,193.80	207,688.20
Nov-18	554,883.30		554,883.30	90%	499,394.97	55,488.33
Dec-18	650,413.00		650,413.00	90%	585,371.70	65,041.30
Jan-19	1,385,983.10		1,385,983.10	90%	1,247,384.79	138,598.31
Feb-19	946,081.00		946,081.00	90%	851,472.90	94,608.10
Mar-19	1,054,243.00	2,573.00	1,051,670.00	90%	946,503.00	105,167.00
Total	10,259,614.20	39,953.00	10,219,661.20		9,197,695.08	1,021,966.12

**COMPOUNDING FEES**

Month	Amount Received	Amount Return	Total	Trf %	TRf to Infra	Total
Apr-18	1,931,303.00	65,000.00	1,866,303.00	50%	933,151.50	933,151.50
May-18	2,396,263.00	50,000.00	2,346,263.00	50%	1,173,131.50	1,173,131.50
Jun-18	182,450.00	30,000.00	152,450.00	50%	76,225.00	76,225.00
Jul-18	65,841.00		65,841.00	50%	32,920.50	32,920.50
Aug-18	1,685,320.00	425,000.00	1,260,320.00	50%	630,160.00	630,160.00
Sep-18	3,715,952.00	1,245,000.00	2,470,952.00	50%	1,235,476.00	1,235,476.00
Oct-18	6,302,049.00	2,065,000.00	4,237,049.00	50%	2,118,524.50	2,118,524.50
Nov-18	3,334,635.00	950,000.00	2,384,635.00	50%	1,192,317.50	1,192,317.50
Dec-18	3,498,276.00	1,340,000.00	2,158,276.00	50%	1,079,138.00	1,079,138.00
Jan-19	3,957,596.00	1,035,000.00	2,922,596.00	50%	1,461,298.00	1,461,298.00
Feb-19	6,845,105.55	1,910,200.00	4,934,905.55	50%	2,467,452.78	2,467,452.78
Mar-19	5,641,914.60	2,751,685.00	2,890,229.60	50%	1,445,114.80	1,445,114.80
Total	39,556,705.15	11,866,885.00	27,689,820.15		13,844,910.08	13,844,910.08

**DEVELOPMENT FEES**

Month	Amount Received	Amount Return	Total	Trf %	TRf to Infra	Total
Apr-18	2,350,387.00	4,300.00	2,346,087.00	90%	2,111,478.30	234,608.70
May-18	5,196,047.00	1,100,000.00	4,096,047.00	90%	3,686,442.30	409,604.70
Jun-18	2,345,193.00	-	2,345,193.00	90%	2,110,673.70	234,519.30
Jul-18	6,132,074.50		6,132,074.50	90%	5,518,867.05	613,207.45
28.07.2018	3,006.00		3,006.00	100%	3,006.00	-
Aug-18	5,158,949.00		5,158,949.00	100%	5,158,949.00	-
Sep-18	90,971.00		90,971.00	100%	90,971.00	-
Oct-18	9,759,145.00		9,759,145.00	100%	9,759,145.00	-
Nov-18	4,310,901.00		4,310,901.00	100%	4,310,901.00	-
Dec-18	2,264,154.00		2,264,154.00	100%	2,264,154.00	-
Jan-19	3,179,225.03		3,179,225.03	100%	3,179,225.03	-
Feb-19	1,593,966.60		1,593,966.60	100%	1,593,966.60	-
Mar-19	7,597,440.61		7,597,440.61	100%	7,597,440.61	-
Total	49,981,459.74	1,104,300.00	48,877,159.74		47,385,219.59	1,491,940.15



बिना एवं विद्युत

उपायुक्त



**STAMP DUTY**

Month	Amount Received	Amount Return	Total	Trf %	TRf to Infra	Total
Apr-18			-	90%	-	-
May-18			-	90%	-	-
Jun-18	14,609,792.00		14,609,792.00	90%	13,148,812.80	1,460,979.20
Jul-18			-	90%	-	-
Aug-18			-	90%	-	-
Sep-18	14,014,832.00		14,014,832.00	90%	12,613,348.80	1,401,483.20
Oct-18			-	90%	-	-
Nov-18			-	90%	-	-
Dec-18	14,276,930.00		14,276,930.00	90%	12,849,237.00	1,427,693.00
Jan-19			-	90%	-	-
Feb-19			-	90%	-	-
Mar-19	16,037,112.00		16,037,112.00	90%	14,433,400.80	1,603,711.20
<b>Total</b>	<b>58,938,666.00</b>	<b>-</b>	<b>58,938,666.00</b>		<b>53,044,799.40</b>	<b>5,893,866.60</b>

**IMPACT CHARGES**

Month	Amount Received	Amount Return	Total	Trf %	TRf to Infra	Total
Apr-18	246,621.00		246,621.00	90%	221,958.90	24,662.10
May-18	100,283.00		100,283.00	90%	90,254.70	10,028.30
Jun-18			-	90%	-	-
Jul-18	32,175.53		32,175.53	90%	28,957.98	3,217.55
Aug-18			-	90%	-	-
Sep-18	2,347,694.00		2,347,694.00	90%	2,112,924.60	234,769.40
Oct-18	1,022,249.40		1,022,249.40	90%	920,024.46	102,224.94
Nov-18			-	90%	-	-
Dec-18			-	90%	-	-
Jan-19			-	90%	-	-
Feb-19			-	90%	-	-
Mar-19	2,432,841.00		2,432,841.00	90%	2,189,556.90	243,284.10
<b>Total</b>	<b>6,181,863.93</b>	<b>-</b>	<b>6,181,863.93</b>		<b>5,563,677.54</b>	<b>618,186.39</b>

**LAND SUBDIVISION FEES**

Month	Amount Received	Amount Return	Total	Trf %	TRf to Infra	Total
Apr-18	760,682.00		760,682.00	90%	684,613.80	76,068.20
May-18	467,162.00		467,162.00	90%	420,445.80	46,716.20
Jun-18	414,716.04		414,716.04	90%	373,244.44	41,471.60
Jul-18	559,031.75		559,031.75	90%	503,128.58	55,903.18
Aug-18	1,308,201.40		1,308,201.40	90%	1,177,381.26	130,820.14
Sep-18	392,936.30		392,936.30	90%	353,642.67	39,293.63
Oct-18	137,839.00		137,839.00	90%	124,055.10	13,783.90
Nov-18	2,487,296.07		2,487,296.07	90%	2,238,566.46	248,729.61
Dec-18	745,251.70		745,251.70	90%	670,726.53	74,525.17
Jan-19	1,410,995.03		1,410,995.03	90%	1,269,895.53	141,099.50
Feb-19	1,684,753.48		1,684,753.48	90%	1,516,278.13	168,475.35
Mar-19	1,344,633.00		1,344,633.00	90%	1,210,169.70	134,463.30
<b>Total</b>	<b>11,713,497.77</b>	<b>-</b>	<b>11,713,497.77</b>		<b>10,542,147.99</b>	<b>1,171,349.78</b>



विकास एवं निवासीकार्की  
 बहारापुर विकास प्राधिकरण  
 बहारापुर


उपाध्यक्ष  
 बहारापुर विकास प्राधिकरण  
 स.सं. १३१




**SAHARANPUR DEVELOPMENT AUTHORITY**  
**NEAR GANNA BHAWAN, HAKIKAT NAGAR , SAHARANPUR**  
**COMPUTATION OF TAXABLE INCOME**

FINANCIAL YEAR - 2018-2019

PARTICULARS	AMOUNT(RS.)	
<b>(A) INCOME AS PER EXPENDITURE ACCOUNT</b>		
By Application & Plan Fee	527,417.00	
By Betterment Fee	1,021,966.12	
By Compound Fee	13,844,910.07	
By Development Fee	1,491,940.15	
By Road Surcharge	276,131.00	
By Stamp Duty	5,893,866.60	
By Impact Fees(Prabhav fees)	618,186.39	
By Land Sub-Division Fee	1,171,349.78	
By Park Surcharge	355,849.02	
By Supervision Fee	1,329,921.69	
By Sale of Books/Tender form	95,330.00	
By Misc. Income	217,670.57	
By Licence Fee /Reg Draftman	3,000.00	
By Interest on Flexi 140/PNB	1,470,932.00	
By Interest (SB & FDR )	4,244,651.50	
By Other Interest/ File	5,362,741.00	
By Community Centre	115,600.00	
By Interest on ITR Refund	64,200.00	
By Penalty For Contractor	76,000.00	
By Audit Recovery	211,565.00	
By Transport Nagar	-	
TPN Tower Rent	134,000.00	<b>38,527,227.89</b>
<b>(B) Less :- Amount Set apart U/s 11(1)(a) (A+B) @ 15%</b>		<b>5,779,084.18</b>
<b>Total Income to be applied (previous year 2017-18)</b>		<b>32,748,143.71</b>
Add:- Amount Set apart U/s 11(1) in the previous year now received		
<b>Total</b>		<b>32,748,143.71</b>
Less :- Amount Set apart U/s 11(1) Explanation 2 (Stamp duty have not received during the year )		
<b>Total</b>		<b>32,748,143.71</b>

  
 अधिकारी  
 साहयनपुर विकास प्राधिकरण  
 साहयनपुर


  
 उपप्राधिकारी  
 साहयनपुर विकास प्राधिकरण  
 साहयनपुर




(D) Application (Expenditure

(I) Amount applied for charitable purpose  
in india in previous year Revenue

<u>PARTICULARS</u>	<u>AMOUNT(RS.)</u>	
To Advertisement Exp.	-	
To Bank Charges	24,220.73	
To Books	3,075.00	
To Communication	126,698.00	
To Contri to Awas Bandhu	120,000.00	
To Electricity & Generator Exp.	847,048.00	
To Meeting/ Entertain/ Function	122,474.00	
To Medical Exp.	325,817.00	
To Misc. Exp.	134,092.00	
To Photostate Expenses	50,384.00	
To Postage Expenses	22,880.00	
To Printing & Stationery	209,678.00	
To Professional Charges	86,325.00	
To Audit Fee (Local Audit)	19,773.00	
To Previous Expenes	82,000.00	
To Accounting Charges	98,054.00	
To Legal Exp.	336,454.00	
To Repair & Maint(computer)	43,224.00	
To Repair & Maint(Equip)	85,688.00	
To Repair & Maint(Others)	8,960.00	
To Travelling Exp.	997,983.00	
To Vehicle Running (Fuel & Repair)	1,278,195.00	
To Community Centre	274,063.00	
To Bonus	118,620.00	
To DA / ADA Allowance	2,267,582.00	
To HRA/CA/MA Allowance	2,017,964.00	
To Basic Salaries/deput/ Daily	35,480,908.00	
To Pensionery & Leave contri.	3,362,929.50	
To CPF Contribution	600.00	
To Employee Contribution	97,084.00	
To Donation for Rahat Kaus	1,796.00	
To Testing Fees	59,000.00	48,703,569.23
(ii) Amount Applied for charitable puspose in India in Previous year - Capital items)		809,263.00
Total		49,512,832.23
Net Amount applied for Chartiable prupose in India in previous year		49,512,832.23
Net Extra Application of Fund		(16,764,688.52)

  
वित्त एवं विकास अधिकारी  
सहायनपुर्ण विकास प्राधिकरण  
सहायनपुर्ण

  
उपाध्यक्ष  
सहायनपुर्ण प्राधिकरण  
सहायनपुर्ण